

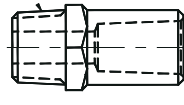
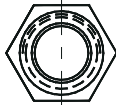
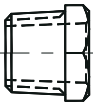


Email: Tipaloy@Tipaloy.com Phone: 313-875-5145 Web: www.Tipaloy.com

WELD GUN CYLINDER COMPONENTS

| Adapter Length | T-101 size Adapters 1/2" NPT | |
|----------------|---------------------------------|------------|
| | 4 RW Taper | 5 RW Taper |
| 7/8 | AP-H24B-7 | AP-H25B-7 |
| 1 | AP-H24B-8 | AP-H25B-8 |
| 1-1/4 | AP-H24B-10 | AP-H25B-10 |
| 1-3/8 | - | - |
| 1-1/2 | AP-H24B-12 | AP-H25B-12 |
| 2 | AP-H24B-16 | AP-H25B-16 |
| 2-1/2 | AP-H24B-20 | AP-H25B-20 |
| 3 | AP-H24B-24 | AP-H25B-24 |

| T-102 Size Adapters 3/4" NPT | |
|---------------------------------|------------|
| 6 RW Taper | 7 RW Taper |
| - | - |
| - | - |
| - | - |
| AP-H36D-11 | AP-H37D-11 |
| AP-H36D-12 | AP-H37D-12 |
| AP-H36D-16 | AP-H37D-16 |
| AP-H36D-20 | AP-H37D-20 |
| AP-H36D-24 | AP-H37D-24 |

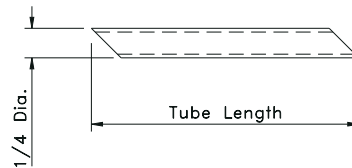
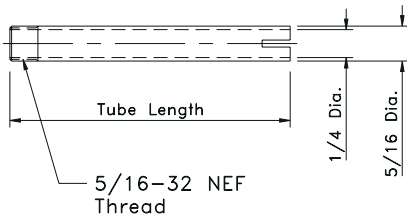


STATIONARY WATER TUBES

| Part Number | Length |
|-------------|--------|
| DS-5-3 | 3/4 |
| DS-5-4 | 1 |
| DS-5-5 | 1-1/4 |
| DS-5-6 | 1-1/2 |
| DS-5-8 | 2 |
| DS-5-10 | 2-1/2 |

SLIDING WATER TUBES

| Part Number | Length |
|-------------|--------|
| DF-4-4 | 1 |
| DF-4-5 | 1-1/4 |
| DF-4-6 | 1-1/2 |
| DF-4-8 | 2 |
| DF-4-10 | 2-1/2 |
| DF-4-12 | 3 |
| DF-4-16 | 4 |



ORDER STATIONARY TUBE AT LEAST 1/4" SHORTER THAN ADAPTER LENGTH.

HOW TO ORDER:

T-101 Tubes for use with 4 RW Adapters - ORDER STATIONARY TUBE AT LEAST 1/4" SHORTER THAN ADAPTER LENGTH.

T-101 Tubes for use with 5 RW Adapters - ORDER STATIONARY TUBE 1/2" LONGER THAN ADAPTER FOR TUBE TO BE FLUSH.

T-102 Tubes for use with 6 RW or 7 RW Adapters - ORDER STATIONARY TUBE 3/4" LONGER THAN ADAPTER FOR TUBE TO BE FLUSH.

SLIDING TUBES SHOULD BE ORDERED AT LEAST 1/2" LONGER THAN WATER HOLE DEPTH OF TIP BEING USED.